

Constant Contact Survey Results

Survey Name: Volunteer Survey 2010

Response Status: Partial & Completed





Filter: None

Feb 27, 2010 9:56:49 AM

TextBlock:

Help Holden improve its volunteer program and coordinate new projects by completing this survey by Feb. 15. Thank you for your time and participation. Volunteers that complete the survey will be entered into a raffle for a chance to win one of five Holden Volunteer long-sleeve fleece pullovers. Prizes will be awarded the week after the survey closes.

How long have you been volunteering with Holden?

Answer	0%	100%	Number of Response(s)	Response Ratio
Less than 1 year			8	11.2 %
1-5 years			33	46.4 %
5-10 years			15	21.1 %
Over 10 years			15	21.1 %
No Response(s)			0	0.0 %
Totals			71	100%

What is your volunteer position? (Please check all that apply)

Answer	0%	100%	Number of Response(s)	Response Ratio
Bluebird Project			16	22.5 %
Development			2	2.8 %
Dirt Devil			1	1.4 %
Gardens			12	16.9 %
Jams and Jelly			0	0.0 %
Lantern Court Hostess			4	5.6 %
Library			2	2.8 %
Marketing			0	0.0 %
Nursery			1	1.4 %
Office Support			5	7.0 %
Plant Records			2	2.8 %
Research			2	2.8 %
School Guide			9	12.6 %
Special Events			34	47.8 %
VIP Guide			12	16.9 %
Other			16	22.5 %
Totals			71	100%

Rate the degree to which you agree/disagree with the following statements.

1 = Highly Disagree, 2 = Somewhat Disagree, 3 = Neutral, 4 = Somewhat Agree, 5 = Highly Agree

Answer	1	2	3	4	5	Number of Response(s)	Rating Score*
It was easy to become involved with Holden.						71	4.7
Volunteers are appreciated at Holden.						70	4.8
I am making a worthwhile contribution to Holden as a volunteer.						71	4.6
Volunteering has allowed me to meet new people.						71	4.5
Volunteering has allowed me to learn new things and skills.						70	4.4
I can pursue a variety of volunteer opportunities, if I choose.						70	4.6
The volunteer program is well-run.						71	4.7

*The Rating Score is the weighted average calculated by dividing the sum of all weighted ratings by the number of total responses.

Please rate your satisfaction with the following aspects of volunteering at Holden.

1 = Very Dissatisfied, 2 = Somewhat Dissatisfied, 3 = Neutral, 4 = Somewhat Satisfied, 5 = Very Satisfied

Answer	1	2	3	4	5	Number of Response(s)	Rating Score*
Communication about new volunteer opportunities						70	4.5
Communication about what is happening at Holden						70	4.6
Interactions with staff						70	4.5
Interactions with fellow volunteers						70	4.4
Training provided						69	4.6
Recognition provided						69	4.7

*The Rating Score is the weighted average calculated by dividing the sum of all weighted ratings by the number of total responses.

Please share the best experience you had while volunteering at Holden in 2009.

50 Response(s)

Please share the most challenging experience you had while volunteering at Holden in 2009.

44 Response(s)

Rank the volunteer benefits that are important to you.

1 = Least important

Answer	1	2	3	4	5	6	7	Number of Response(s)	Ranking Score*
Complimentary logo apparel								57	3.7
Invitation for two to the Annual Recognition Program and Clambake								57	4.9
Complimentary classes and workshops								57	5.2
Invitation to Holiday Open House								57	3.3
Treehouse store discounts								57	4.1
Strategic plan updates with the President and CEO								57	3.6
Book borrowing privileges from the Warren H. Corning Library								57	3.0

*The Ranking Score is the weighted average calculated by dividing the sum of all weighted rankings by the number of total responses.

Do you have any suggestions for additional volunteer benefits?

21 Response(s)




How likely is it that you would recommend our volunteer program to a friend or colleague?

Answer	0%	100%	Number of Response(s)	Response Ratio
Very likely			54	76.0 %
Somewhat likely			9	12.6 %
Neutral			3	4.2 %
Somewhat unlikely			1	1.4 %
Very unlikely			4	5.6 %
No Response(s)			0	0.0 %
Totals			71	100%

At each All Employee Meeting we invite a volunteer to recognize a staff person who goes above and beyond to make the volunteer experience truly positive. Please let us know if there is someone you'd like to recognize and why.

31 Response(s)

Would you be interested in participating in other surveys regarding Holden's daily operations and program offerings?

Answer	0%	100%	Number of Response(s)	Response Ratio
Yes			40	56.3 %
No			28	39.4 %
No Response(s)			3	4.2 %
Totals			71	100%

Please enter the information indicated below for a chance to win one of five Holden Volunteer long-sleeve fleece pullovers. This information will not be shared with any other organizations outside of Holden.

Answers	Number of Response(s)
First Name	65
Last Name	64
Email Address	64